



National Institutional Ranking Framework

Ministry of Human Resource Development

Government of India



(/dcs/NIRFIndia/Home)

[HOME \(HTTPS://WWW.NIRFINDIA.ORG/HOME\)](https://www.nirfindia.org/home)

[ABOUT NIRF \(HTTPS://WWW.NIRFINDIA.ORG/ABOUT\)](https://www.nirfindia.org/about)

[PARAMETERS \(HTTPS://WWW.NIRFINDIA.ORG/PARAMETER\)](https://www.nirfindia.org/parameter)

[DOCUMENTS \(HTTPS://WWW.NIRFINDIA.ORG/DOCUMENTS\)](https://www.nirfindia.org/documents)

[RANKING](#)

[FEEDBACK \(HTTPS://WWW.NIRFINDIA.ORG/FEEDBACK\)](https://www.nirfindia.org/feedback)

[CONTACT \(HTTPS://WWW.NIRFINDIA.ORG/CONTACT\)](https://www.nirfindia.org/contact)

Welcome to Data Capturing System: OVERALL

Institute ID: IR17-I-2-15618

Institute Name: DR. AMBEDKAR MEMORIAL INSTITUTE OF INFORMATION TECHNOLOGY & MANAGEMENT SCIENCE

Full Report

Institute ID: IR17-I-2-15618

Institute Name:

DR. AMBEDKAR MEMORIAL INSTITUTE OF INFORMATION TECHNOLOGY & MANAGEMENT SCIENCE

Sanctioned (Approved) Intake

Academic Year	2015-16	2014-15	2013-14	2012-13	2011-12
---------------	---------	---------	---------	---------	---------

PG [2 Years Program(s)]	60	60	---	---	---
-------------------------	----	----	-----	-----	-----

Total Actual Student Strength (Program(s) Offered by Your Institution)

(All programs of all years)	No. of Male Students	No. of Female Students	Total Students	Within State (Including male & female)	Outside State (Including male & female)	Outside Country (Including male & female)	Economically Backward (Including male & female)	Socially Challenged (SC+ST+OBC Including male & female)
PG	5	2	7	7	0	0	0	2

Placement & Higher Studies

PG [2 Years Program(s)]: Placement & higher studies for previous 3 years

Academic Year	No. of first year students admitted in the year	Academic Year	No. of students graduating in minimum stipulated time	No. of students placed through campus placement	Median salary of placed graduates (Amount in Rs.)	No. of students selected for Higher Studies
(2012-13)	5	(2013-14)	5	0	0(Zero)	0
(2013-14)	6	(2014-15)	6	0	0(Zero)	0
(2014-15)	6	(2015-16)	6	0	0(Zero)	0

Entrepreneurship

No. of sustained spin-off companies set up over the previous 5 years (2011-2016)(Companies started by the Students/Alumni/Faculty in the institutions business incubators):

Top University Admission Data

No. of graduating students from your institution who were admitted into Top University/Institution to pursue higher studies in the year 2015-16:

No. of PG students admitted into your institutions from Top Institution in the year 2015-16:

No. of Ph.D students admitted into your institutions from Top Institution in the year 2015-16:








Total No.of PG & Ph.D students admitted:

Ph.D Student Details

No. of Ph.D students graduated (including Integrated Ph.D)

2015-16	2014-15	2013-14
0	0	0

Faculty Details

#	Name	Age	Designation	Gender	Qualification	Experience (In Months)
	1 BHABANI SHANKAR DASH	48	Associate Professor	Male	MBA	252
	2 JATINDRA NAYAK	56	Professor	Male	MBA	192
	3 KUPPAGOUNDER PALANI	56	Professor	Male	Ph.D	120
	4 PALLAVI KIRAN	34	Associate Professor	Female	MBA	24
	5 PRATIVA PRIYADARSHINI ROUL	25	Assistant Professor	Female	MBA	15
	6 SUKANTA KUMAR SAHOO	51	Associate Professor	Male	MBA	276
	7 TOFAN PADHIALI	39	Assistant Professor	Male	MBA	20

Financial Resources: Utilised Amount for the Capital & Operational expenditure for previous 3 years

Financial Year	2015-16	2014-15	2013-14
	Utilised Amount	Utilised Amount	Utilised Amount
Annual Capital Expenditure on Academic Activities and Resources (excluding expenditure on buildings)			
Library	9950 (Nine Thousand Nine Hundred Fifty)	17935 (Seventeen Thousand Nine Hundred Thirty Five)	190000 (One Lakh Ninety Thousand)
New Equipment for Laboratories	15000 (Fifteen Thousand)	25000 (Twenty Five Thousand)	96253 (Ninety Six Thousand Two Hundred Fifty Three)
Engineering Workshops	0 (Zero)	0 (Zero)	0 (Zero)
Studios	0 (Zero)	0 (Zero)	0 (Zero)
Other suitably identified academic activities	114056 (One Lakh Fourteen Thousand Fifty Six)	220000 (Two Lakhs Twenty Thousand)	319353 (Three Lakhs Nineteen Thousand Three Hundred Fifty Three)
Annual Operational Expenditure			
Salaries (Teaching and Non Teaching staff)	5379928 (Fifty Three Lakhs Seventy Nine Thousand Nine Hundred Twenty Eight)	5806634 (Fifty Eight Lakhs Six Thousand Six Hundred Thirty Four)	3556725 (Thirty Five Lakhs Fifty Six Thousand Seven Hundred Twenty five)
Maintenance of Academic Infrastructure or consumables, other running expenditures, Seminars/Conferences/Workshops etc. (excluding maintenance of hostels and allied services)	7350293 (Seventy Three Lakhs Fifty Thousand Two Hundred Ninety Three)	7654410 (Seventy Six Lakhs Fifty Four Thousand Four Hundred Ten)	7190076 (Seventy One Lakhs Ninety Thousand Seventy Six)

Women Diversity

No. of women members in senior administrative positions, such as Head of Departments, Dean or Institute Heads in previous academic year (2015-16):

IPR

Calendar Year	2015	2014	2013
No. of Patents Filed	0	0	0
No. of Patents Published	0	0	0
No. of Patents Granted	0	0	0
No. of Patents Licensed	0	0	0

Did your institution transferred atleast one technology in the previous three years?:

Financial Year	2015-16	2014-15	2013-14
Earning From Patents (Amount in Rupees)	0	0	0
Enter Amount in Words	Zero	Zero	Zero

Sponsored Research Details

Financial Year	2015-16	2014-15	2013-14
Total no. of Sponsored Projects	0	0	0
Total no. of Funding Agencies	0	0	0
Total Amount Received (Amount in Rupees)	0	0	0
Amount Received in Words	Zero	Zero	Zero

Consultancy Project Details

Financial Year	2015-16	2014-15	2013-14
Total no. of Consultancy Projects	0	0	0
Total no. of Client Organizations	0	0	0
Total Amount Received (Amount in Rupees)	0	0	0
Amount Received in Words	Zero	Zero	Zero

Executive Development Program

Financial Year	2015-16	2014-15	2013-14
Total no. of Executive Development Programs	0	0	0
Total no. of Participants	0	0	0
Total Annual Earnings (Amount in Rupees)	0	0	0
Total Annual Earnings in Words	Zero	Zero	Zero

Facilities for PCS: Facilities of physically challenged students

1. Do your institution buildings have Lifts/Ramps?	No
2. Do your institution have provision for walking aids, including wheelchairs and transportation from one building to another for handicapped students?	Yes, in all the buildings
3. Do your institution buildings have specially designed toilets for handicapped students?	Yes, in all the buildings

Copyright © 2015, National Institutional Ranking Framework (NIRF), 2015 MHRD. All rights reserved.

Supported Browsers 